





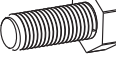

## Model: SE-4x2 SIDE EXTENDERS

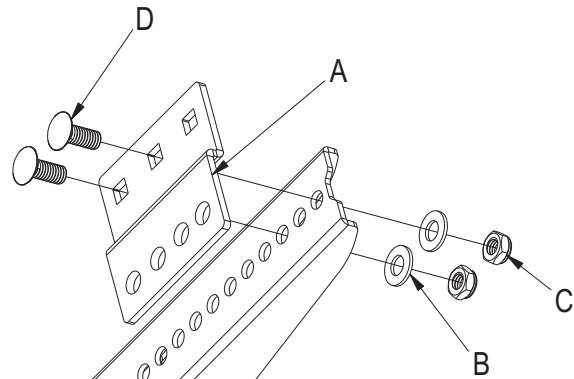
Thank you for purchasing the **PDR** side extenders  
To insure the correct usage, please read and follow the instruction.

All **PDR** mounts and adapters carry a lifetime warranty against defects in material and workmanship.  
We are not liable for improper installation that results in damage to mounts, adapters or presentation equipment.

### Assembly

Attach the side extenders to the mount arm to fit the mounting points on your display, using the hardware supplied see **fig 1**.  
The side extender should be equally spaced on the mount and the display. Use the instructions included in your particular mount to complete the installation.

Parts Configuration Chart		Features
<b>A</b>	 Side extenders 4 pcs	<ul style="list-style-type: none"> <li>•Extends all <b>PDR</b> display mounts 4.0"horizontal and 2.00 vertical</li> <li>•Extends the <b>PDR</b> 110 models for 800mm x 400mm mounting hole pattern</li> <li>•Includes M10 hex head bolts</li> <li>•Load rated to match all <b>PDR</b> mounts</li> </ul>
<b>B</b>	 5/16" x 11/16 flat washer 8 Pcs	
<b>C</b>	 5/16-18 nylock insert locknut 8 pcs	
<b>D</b>	 5/16-18 X 3/4" carriage bolt 8 pcs	
<b>E</b>	 M10 x 25mm hex bolt 4pcs	
<b>F</b>	 10mm x 19mm steel lock washer 4pcs	



**Fig 1**

(Shown with PDM-110F arm not included)

