




## Model: SE14X6 PANEL DISPLAY MOUNT EXTENSIONS

Thank you for purchasing the **PDR** panel display mount extensions  
 To insure the correct usage, please read and follow the instruction throughly.

All **PDR** mounts and adapters carry a limited lifetime warranty against defects in material and workmanship.  
 We are not liable for improper installation that results in damage to mounts, adapters or presentation equipment.

### Assembly

Attach the extension arm to fit the mounting points on your display, using the hardware supplied see **FIG 1**.  
 The extensions should be equally spaced on the mount and the display. Use the instructions included in your particular mount to complete the installation.

| Parts Configuration Chart |  | Features  |
|---------------------------|--|---|
| <b>A</b>                  | <br>Extension arms 4 pcs (2 pcs RH & 2pcs LH) | <ul style="list-style-type: none"> <li>•Extends all <b>PDR</b> display mounts 14" left to right and 6" top to bottom</li> <li>•200 lbs load rating</li> </ul> |
| <b>B</b>                  | <br>8mm ID flat washer 8 Pcs                  |   |
| <b>C</b>                  | <br>8mm nylock insert locknut 8 pcs          |   |

**Fig 1**

(Shown with PDM-110T)

