

## Model: SE16x6-1 PANEL DISPLAY MOUNT EXTENSIONS

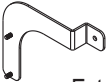
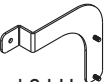


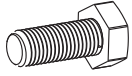

Thank you for purchasing the **PDR** panel display mount extensions  
To insure the correct usage, please read and follow the instruction .

All **PDR** mounts and adapters carry a limited lifetime warranty against defects in material and workmanship.  
We are not liable for improper installation that results in damage to mounts, adapters or presentation equipment.

### Assembly

Attach the extension arm to fit the mounting points on your display, using the hardware supplied.  
The extensions should be equally spaced on the mount and the display. Use the instructions included in your particular mount to complete the installation.

#### Parts Configuration Chart

<b>A</b>		<b>B</b>	
Extension arms 4 pcs 2 RH and 2 LH			
<b>C</b>			
8mm x 17 mm flat washer 8 Pcs			
<b>D</b>			
m8-1.0 nylock nut 8 pcs			
<b>E</b>			
M10 x 25mm hex bolt 4pcs			
<b>F</b>			
10mm x 19mm steel flat washer 4pcs			

**Fig 1**

